
STATUTORY RULES OF NORTHERN IRELAND

2013 No. 257

ROAD TRAFFIC AND VEHICLES

**The Traffic Signs (Amendment)
Regulations (Northern Ireland) 2013**

Made - - - - 1st November 2013

Coming into operation 11th December 2013

The Department for Regional Development⁽¹⁾ makes the following Regulations in exercise of the powers conferred by Article 28(1) and (2) of the Road Traffic Regulation (Northern Ireland) Order 1997⁽²⁾ and now vested in it⁽³⁾.

Citation and commencement

1. These Regulations may be cited as The Traffic Signs (Amendment) Regulations (Northern Ireland) 2013 and shall come into operation on 11th December 2013.

Interpretation

2. In paragraphs (2) to (11) of regulation 3, a reference to a diagram is a reference to the diagram and the words specified in and under it.

Amendment

3.—(1) The Traffic Signs Regulations (Northern Ireland) 1997⁽⁴⁾ shall be amended as provided by paragraphs (2) to (12).

(2) In regulation 2 (interpretation — general) after the definition of “police vehicle” there shall be inserted the following definition—

““portable signal-controlled pedestrian facility” means a place on the carriageway of a road—

- (a) which is not a crossing for pedestrians established by the Department under Article 59(1) of the 1997 Order;
- (b) where temporary provision is made for pedestrians to cross the carriageway;
- (c) whose presence is indicated by a combination of—

(1) [S.I. 1999/283 \(N.I. 1\)](#) Article 3(1)

(2) [S.I. 1997/276 \(N.I. 2\)](#)

(3) [S.R. 1999 No. 481](#) Article 6(d) and Schedule 4 Part IV

(4) [S.R. 1997 No. 386](#) as amended by [S.R. 2005 No. 428](#)

- (i) traffic light signals to control vehicular traffic of the kind prescribed by regulation 32;
 - (ii) the signals shown in diagrams 4002.1 and 4003; and
 - (iii) the sign shown in diagram 7011.2.”
- (3) For regulation 32 (portable light signals) there shall be substituted the following regulation—
- “**32.**—(1) Portable light signals for the control of vehicular traffic other than tramcars shall be—
- (a) of the size, colour and type shown in diagram 3000.1;
 - (b) illuminated in the sequence prescribed by regulation 30(4); and
 - (c) so constructed that, if British Standard BS EN 12368:2006 applied to portable signals, they would be ES compliant.
- (2) Paragraph (8) of regulation 38(5) shall apply to this regulation as if the words “and regulation 38A” were omitted.”.
- (4) In regulation 33 (significance of light signals) in paragraph (6)(f)(i), after “7011.1” there shall be inserted “, 7011.2”.
- (5) In regulation 37 (light signals for pedestrians)—
- (a) in paragraphs (1) and (2), on each occasion where it occurs, for “4002” there shall be substituted “4002.1”;
 - (b) for paragraph (2)(d)(iii), substitute the following— “a sign shown in diagram 606, 612, 613 or 616; and”
 - (c) in paragraph (2), after sub-paragraph (d) there shall be inserted the following sub-paragraph—
 - “(e) in the case of the sign shown in diagram 4002.1, the signal heads are ES compliant.”
 - (d) after paragraph (3) there shall be inserted the following paragraph—
 - “(3A) Any additional sign for conveying to pedestrian traffic the warning and information specified in paragraph (3) shall—
 - (a) be of the size, colour and type shown in diagram 4003.1A; and
 - (b) comply with the requirements of paragraph (2).”.
 - (e) after paragraph (5) there shall be inserted the following paragraph—
 - “(6) Paragraph (8) of regulation 38 shall apply to this regulation as if the words “and regulation 38A” were omitted.”.
- (6) After regulation 37 there shall be inserted the following regulation—
- “**37A.**—(1) In this regulation “the temporary crossing”, in relation to a sign, means the portable signal-controlled pedestrian facility in relation to which the sign is placed.
- (2) A sign for conveying to pedestrian traffic the warning and information specified in paragraph (4) shall—
- (a) be of the size, colour and type shown in diagram 4002.1; and
 - (b) comply with the requirements of paragraph (3).
- (3) The requirements referred to in paragraph (2) are that the sign is so designed and constructed that—

- (a) the red figure in the sign (“the red signal”) can be internally illuminated by a steady light;
- (b) the green figure in the sign (“the green signal”) can be internally illuminated by a steady light;
- (c) when one signal is illuminated the other is not;
- (d) the green signal is illuminated only when there is at the same time conveyed to vehicular traffic a prohibition against entering the temporary crossing and the prohibition is indicated by the light signals prescribed by regulation 32; and
- (e) the signal heads would, if British Standard BS EN 12368:2006 applied to them, be ES compliant.

(4) The red signal, whilst it is illuminated, shall indicate the period during which, in the interests of safety, pedestrians should not use the temporary crossing and the green signal, whilst it is illuminated, shall indicate the period during which pedestrians may use the temporary crossing.

(5) A push button device giving instructions to pedestrians on how to cause the green signal in the sign shown in diagram 4002.1 to become illuminated and explaining the significance of the red and green signals shall be of the size, colour and type shown in diagram 4003.

(6) The sign shown in diagram 4003 shall, whilst the word “WAIT” is illuminated, convey the same indication as the red signal.

(7) Any audible or tactile signal emitted by a device provided in conjunction with the green signal for the benefit of disabled persons shall convey to pedestrians the same indication as the green signal.

(8) Paragraph (8) of regulation 38 shall apply to this regulation as if the words “and regulation 38A” were omitted.”.

(7) In Schedule 6 (road markings)—

- (a) in item 1 of the Table below diagram 1001 before “28(1)” there shall be inserted “2, ”;
- (b) in the caption under diagram 1055.1(6) for paragraph (f) substitute the following paragraphs—
 - “(f) equestrian only crossing; or
 - (g) portable signal-controlled pedestrian facility.”; and
- (c) in item 2 of the Table below diagram 1055.1 after “4003.7” there shall be inserted “, 7011.2”.

(8) In Schedule 8 (light signals for the control of vehicular traffic) in item 2 of the Table adjacent to diagram 3000.1—

- (a) after “1001” there shall be inserted “, 1055.1”; and
- (b) after “7011.1” there shall be inserted “, 7011.2”.

(9) In Schedule 9 (light signals for pedestrians and animal crossings)—

- (a) for diagrams 4002 and 4003 there shall be substituted respectively diagrams 4002.1 and 4003 specified in Part I of the Schedule; and
- (b) after diagram 4003.1 there shall be inserted diagram 4003.1A specified in Part II of the Schedule.

(10) In Part I of Schedule 12 (miscellaneous warning, informatory and regulatory signs for road works) after diagram 7011.1 there shall be inserted diagram 7011.2 specified in Part III of the Schedule.

(11) In Schedule 16 (permitted variants) in column (2) of item 20 after “1057” there shall be inserted “, 4003.1A”.

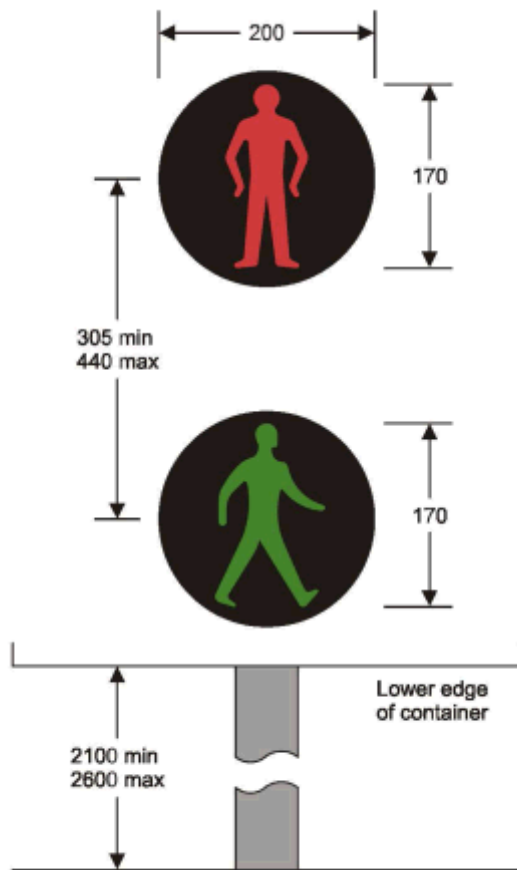
(12) In Schedule 17 (illumination requirements) in column (2) of item 1 after “7011.1,” there shall be inserted “7011.2,”.

Sealed with the Official Seal of the Department for Regional Development on 1st November 2013

D J Millar
A senior officer of the Department for Regional
Development

SCHEDULE

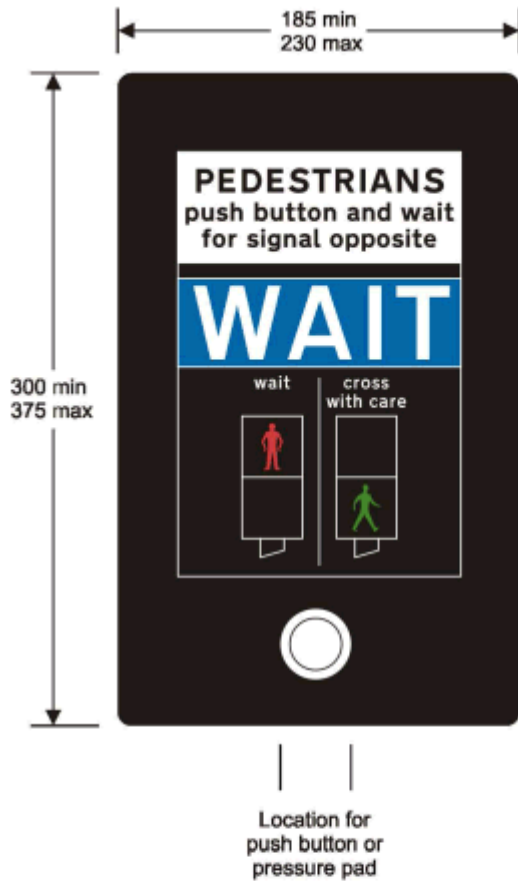
PART 1



4002.1
Light signals for pedestrians

Item	
1	Regulations: 37(1), 37(2)
2	Diagrams: 1001.3, 1055.1, 1055.2, 4003
3	Permitted variants: None

Status: This is the original version (as it was originally made). Northern Ireland Statutory Rules are not carried in their revised form on this site.

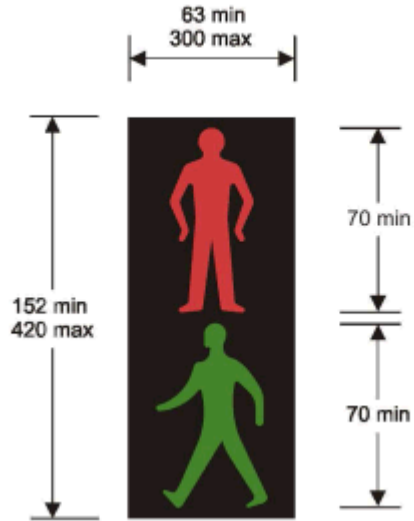


4003

Instructions to pedestrians above the push button control for calling up pedestrian phases at light signals

Item	
1	Regulations: 2, 37(5), 37A(5), 37A(6)
2	Diagrams: 4002.1
3	Permitted variants: The legend "WAIT" may be illuminated in white, off-white or yellow

PART 2



4003.1A

Near side light signals for pedestrians at a pedestrian facility controlled by light signals

Item	
1	Regulations: 37(3A)
2	Diagrams: 4003.1
3	Permitted variants: Schedule 16, item 20 The horizontal positions of the red and green figures may be varied independently of each other. The face containing the signal may be curved

PART 3



7011.2
Same as diagram 7011 where there is a portable signal-controlled pedestrian facility

Item	
1	Regulations: 2, 33(6)
2	Diagrams: 1055.1, 3000.1
3	Permitted variants: None
4	Illumination requirements: Schedule 17, item 1

EXPLANATORY NOTE

(This note is not part of the Regulations)

These Regulations further amend the Traffic Signs Regulations (Northern Ireland) 1997.

The Regulations—

- (a) insert a definition of “portable signal-controlled pedestrian facility” (regulation 3(2));
- (b) substitute a revised version of regulation 32 (portable light signals) (regulation 3(3));
- (c) insert a new regulation 37A which gives the requirements for pedestrian signals to be used at portable signal-controlled pedestrian facilities (regulation 3(6));
- (d) prescribe revised versions of the signs shown in diagrams 4002 (light signals for pedestrians) and 4003 (instructions to pedestrians at light signals for pedestrians) and renumber diagram 4002 as 4002.1 (regulation 3(9));
- (e) prescribe two new signs shown in diagrams 4003.1A (near side light signals for pedestrians at a pedestrian facility controlled by light signals) and 7011.2 (sign for indicating a portable signal-controlled pedestrian facility) (regulation 3(5)(d), (9) and (10)); and

- (f) make several consequential amendments (regulation 3(4), (5)(a), (b) and (c), (7), (8), (11) and (12)).

These Regulations have been notified to the European Commission pursuant to Directive [98/34/EC](#) of 22nd June 1998 laying down a procedure for the provision of information in the field of technical standards and regulations and of rules on Information Society Services (O.J. No. L204, 21.07.98, p. 37-48) as amended by Directive [98/48/EC](#) of 20th July 1998 (O.J. No. L217, 05.08.98, p. 18-26). Copies of the Directives can be obtained from The Stationery Office Publications at www.tsoshop.co.uk